

AFFIDAVIT OF SUPPORT

Below are some tips to guide you as you fill Form I-134.

Find Form I-134 at <https://www.uscis.gov/i-134>

OVERVIEW

The Uniting for Ukraine program is unique in that it allows the sponsor to file Form I-134 through the online myUSCIS webportal [here](#). Note that this is the only parole program that allows for online filing of the I-134. The sponsor will need to set up the account as an “applicant” and select form type I-134 from the dropdown menu. The sponsor will be issued a receipt number starting with IOE, which he or she can use to track the online status of the case.

KEY TERMS

Who Applies: Form I-134 is completed and signed by the person sponsoring the Ukrainian national, the “sponsor.” The Ukrainian national seeking to enter the U.S. is considered the “beneficiary,” and does not sign this form.

Filing Fee: There is no filing fee for the Affidavit of Support.

A-Number: It is likely the beneficiary nor the sponsor will have an A-Number. You can leave this section blank if there is no A-Number.

Passport: A Ukrainian national must have a valid, unexpired passport. However, minors can be admitted under a parent's valid, unexpired passport. See [more here](#).

Anticipated Length of Stay: It is recommended to put a length of stay of 2 years. This question is used by USCIS to estimate the financial resources needed for adjudication purposes. This question is not binding. Do not check “no end date.”

Relationship: The answer to Question 10 may include, but is not limited to: “friend, supporter, acquaintance.”

For questions about finances and legal status, see page 4 of this document.

You can find more detailed instructions for filling out the form [here](#).

Remember, once the I-134 has been submitted, USCIS will review Form I-134 and supporting evidence to ensure that the sponsor has sufficient financial resources to support the Ukrainian beneficiary for the duration of the parole period. USCIS will also conduct background checks on the sponsor. **USCIS may need to request additional information from the sponsor.**

If Form I-134 is Denied: The sponsor may file a new Form I-134 on behalf of the same or another Ukrainian beneficiary, or a different sponsor may file a Form I-134 on behalf of the beneficiary.

If Form I-134 is Approved: The Ukrainian beneficiary will receive an email from USCIS with instructions on how to set up an account with myUSCIS and other next steps.



FILLING THE FORM

Once you have created your online account with USCIS, you will be asked to begin the form. First, you will be asked if you are an applicant/petitioner or a legal representative. If you are the person serving as a sponsor, then you should select the first option.

Account Type

Select an account type:

I am an applicant, petitioner, or requestor.

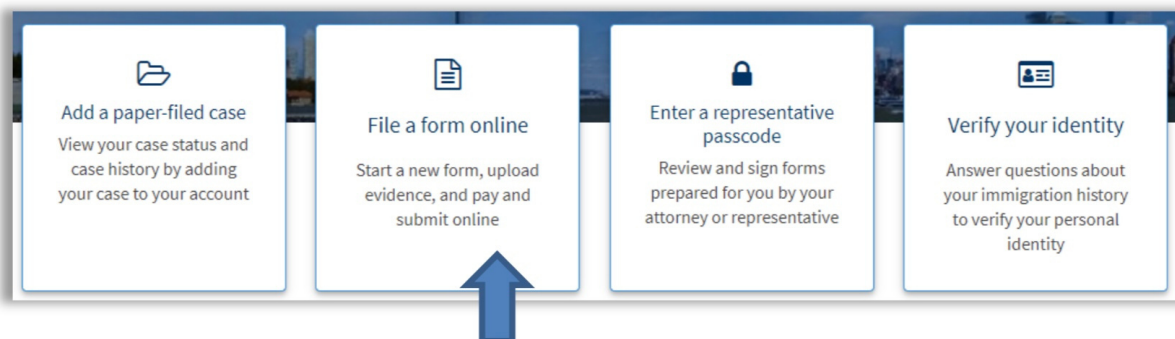
- USCIS only offers certain benefit types for online filing. Please refer to uscis.gov for further guidance.
- You may use this account type to file Form I-134 as an individual agreeing to financially support a beneficiary.
- You cannot file an H-1B Registration with this account type.

I am a Legal Representative.

- I am an attorney eligible to practice law in the United States.
- I am an accredited representative of a qualified organization that is recognized by the Department of Justice in accordance with 8 CFR part 1292.

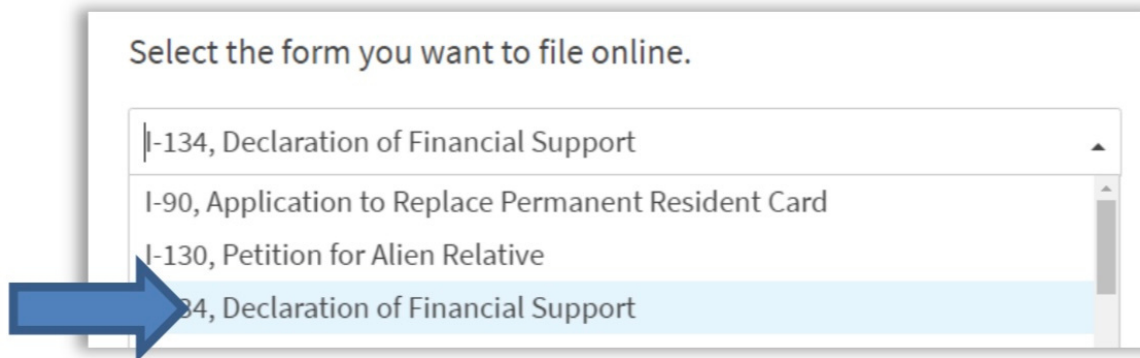
[Submit](#)

You will be taken to a page where you can begin your online form:



FILLING THE FORM (CONTINUED)

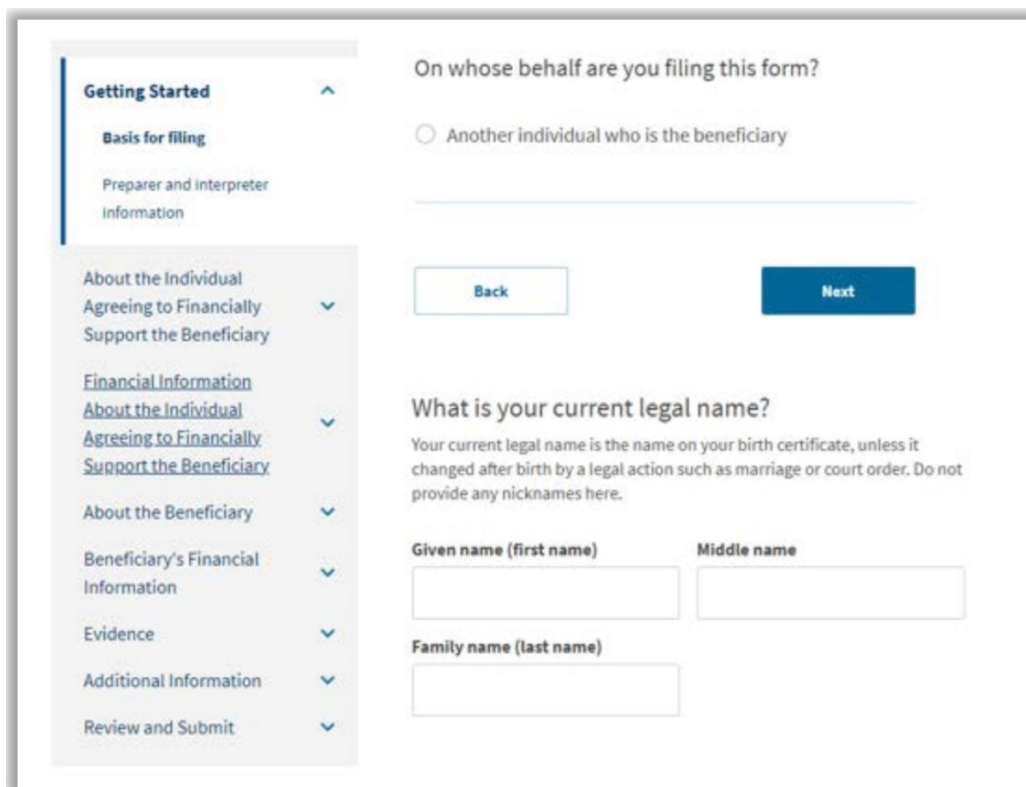
Select I-134 from the drop-down menu:



Select the form you want to file online.

- I-134, Declaration of Financial Support
- I-90, Application to Replace Permanent Resident Card
- I-130, Petition for Alien Relative
- I-134, Declaration of Financial Support**

And then click “Start Form” at the bottom of the page. You will be asked to fill out basic demographic information about yourself and the individual(s) (aka – beneficiaries) that you are seeking to sponsor. These questions will include confirming your current and past legal names, the names of the beneficiaries, how many dependents the primary beneficiary has, and financial information, including supporting evidence.



Getting Started

- Basis for filing**
- Preparer and interpreter information
- About the Individual Agreeing to Financially Support the Beneficiary
- Financial Information**
- About the Individual Agreeing to Financially Support the Beneficiary
- About the Beneficiary
- Beneficiary's Financial Information
- Evidence
- Additional Information
- Review and Submit

On whose behalf are you filing this form?

Another individual who is the beneficiary

What is your current legal name?

Your current legal name is the name on your birth certificate, unless it changed after birth by a legal action such as marriage or court order. Do not provide any nicknames here.

Given name (first name) Middle name

Family name (last name)

FREQUENTLY ASKED QUESTIONS

Q: What is humanitarian parole? Humanitarian parole is a temporary discretionary authorization to enter the United States that can be granted based on humanitarian or significant public benefit reasons. Each application for humanitarian parole must be accompanied by an Affidavit of Support from a sponsor.

Q: What does it mean to be a sponsor? A sponsor must demonstrate they have sufficient income or financial resources to help support a humanitarian parole applicant so that they will not become a “public charge” while in the United States. “Public charge” is a term of art in immigration law but refers to situations when the individual is dependent on the federal government. The sponsor acts as the assurance to the government that they have financial means to help support a foreign national if that becomes necessary.

Q: What kind of support do I have to provide? There is no specific requirement regarding the kind of support. In effect, the support is mostly a moral obligation. However, documenting an intent to provide specific contributions such as housing, food, etc., in-kind will strengthen the affidavit of support.

Q: What does it mean to have sufficient income or resources? There are no clear rules on what “sufficient” income or resources are under immigration law for the I-134 form. With that said, because USCIS has familiarity with the Federal Poverty Guidelines, these guidelines can be a guide to showing sufficient income. As an example, 100% of the poverty guidelines for a family of 4 is \$26,500. The intention of the US government is that the sponsor provides sufficient income for those already in their household and the number of individuals they are seeking to sponsor. The current guidelines can be found [here](#).

Q: Is Form I-134 legally binding? No. According to the Department of State Foreign Affairs Manual: “This affidavit, submitted by the applicant at your

request is not legally binding on the sponsor and should not be accorded the same weight as Form I-864.”

Q: What kind of evidence can a sponsor provide to show they have sufficient income or financial resources? The USCIS Form I-134 Instructions include a variety of sample supporting documents to submit along with Form I-134. Some of the typical documents include the most recently filed IRS 1040 form, W-2, or 1099 form; verification of employment letter or business license; and paystubs for a minimum of a month for proof of sufficient income. For proof of sufficient resources, various documents can be provided to show the level of assets of the 2 sponsors for example—a deed of home with an estimate of value, financial statements for stocks and bonds, and bank account statements.

Q: Can organizations serve as a sponsor? Yes. Organizations such as legal service providers, churches, and non-profit organizations can serve as a sponsor.

Q: Do sponsors have to pay money upfront? No, but they have to agree to financially support the foreign national if this becomes necessary while they are in the United States.

Q: If I am sponsoring a family, do I have to fill out more than one form? Yes, you must submit a separate Form I-134 for each foreign national.

Q: Is there a fee for form I-134? There is no fee for Form I-134 to serve as a financial sponsor.

Q: Does a sponsor have to be a U.S. Citizen or lawful permanent resident (i.e., green card holder)? No, but it will strengthen the application if you are.

Q: When is the I-134 considered operative? The I-134 is considered operative only when the individual has arrived in the United States.

HELPFUL TOOLS

SAMPLE STATEMENT

You will need a sample statement from an Officer of the Bank or other financial institutions with deposits, Identifying the following details regarding the account:

1. Date account opened;
2. Total amount deposited for the past year; and
3. Present balance.

To Whom It May Concern:

[Insert name] opened an account at [insert bank name] on [date account was opened]. [Hey/She/They] have deposited [insert amount deposited this year, 2022] this year, 2022, and [insert amount deposited last year, 2021] last year, 2021. [His/Her/Their] current balance is [insert current balance].

Sincerely,

[Signature of Bank Officer]
[Name of Bank Officer]
[Title of Bank Office]
[Address of Bank]

SUPPORTING DOCUMENTATION FROM SPONSOR

- Copy of U.S. Passport/Naturalization Certificate/Birth Certificate or Green Card
- Copy of most recent Tax Return of Sponsor or most recent Tax Transcripts
- Copy of most recent W-2 or 1099
- Copies of 3 Recent Paycheck Stubs
- Letter from Current Employer on letterhead of the employer showing:
 - Date and nature of employment;
 - Salary paid; and
 - Whether the position is temporary or permanent
- If self-employed:
 - Copy of last income tax return filed; or
 - Report of commercial rating concern
- Copies of 3 Months of Recent Bank Statement

Sources & Other Resources:

1. [Catholic Legal Immigration Network, Inc.](#),
2. [Foreign Affairs Manual](#),
3. [Health and Human Services Poverty Guidelines](#),
4. [HIAS](#),
5. [Penn State Center for Immigrants' Rights Clinic](#),
6. [United States Citizenship and Immigration](#), and
7. [Welcome.US](#).

